



---

## CERTIFICATE OF APPROVAL

### No CF 5506

---

This is to certify that, in accordance with  
TS00 General Requirements for Certification of Fire Protection Products  
The undermentioned products of

## ALLEGION (UK) LIMITED

35 Rocky Lane, Aston, Birmingham,  
B6 5RQ, United Kingdom  
Tel: +44 (0) 121 380 2400

Have been assessed against the requirements of the Technical Schedule(s)  
denoted below and are approved for use subject to the conditions  
appended hereto:

---

#### CERTIFIED PRODUCT

Briton 376 Range of Panic Exit  
Devices and Emergency Exit  
Devices and Associated  
Accessories

#### TECHNICAL SCHEDULE

TS26 The Contribution of Panic  
Exit Devices to the Fire  
Resistance of Door Assemblies  
  
TS31 The Contribution of  
Emergency Exit Devices to the  
Fire Resistance of Door  
Assemblies

Signed and sealed for and on behalf of Warringtonfire Testing and Certification Limited

Paul Duggan  
Certification Manager

Issued: 12<sup>th</sup> January 2017  
Revised: 27<sup>th</sup> February 2025  
Valid to: 10<sup>th</sup> July 2028




## CERTIFICATE No. CF5506 ALLEGION (UK) LIMITED

1. This certification is provided to the client for their own purposes, and we cannot opine on whether it will be accepted by Building Control authorities or any other third parties for any purpose.
2. This approval relates to the Briton 376 range of panic and emergency exit devices and associated accessories (see specific retractions to the scope for Outside Access) as follows:

Table 1				
Surface Mounted Exit Devices	Alternative Reference	Product Description	Doorset Fire Rating	
			Timber	Steel
376.SE	376D.SE	Push Bar Panic Exit with Vertical Bolts	Up to 120 minutes	N/A
376M.SE		Push Bar Panic Exit with Vertical Bolts for Use With steel Doors	N/A	Up to 240 minutes
378.SE	378D.SE	Push Bar Rim Panic Latch Right Hand - Site Reversible	Up to 120 minutes	N/A
378M.SE		Push Bar Rim Panic Latch with Metal Strike& Fixings Right Hand	N/A	Up to 120 minutes
377.SE	377D.SE	Push Bar Panic Exit with Vertical Bolts for Double Rebated Doors	Up to 60 minutes	N/A
377M.SE		Push Bar Panic Exit with Vertical Bolts for Double Rebated Doors	N/A	Up to 120 minutes
372.SE	372D.SE	Push Pad Emergency Exit with Vertical Bolts	Up to 120 minutes	N/A
372M.SE		Push Pad Emergency Exit with Vertical Bolts for use with Steel Doors	N/A	Up to 240 minutes
1438.SE	1438D.SE	Push Pad Rim Latch Right Hand - Site Reversible	Up to 120 minutes	N/A
1438M.SE		Push Pad Rim Latch Right Hand - Site Reversible for use with Steel Doors	N/A	Up to 120 minutes
Morticed Exit Devices	Alternative Reference	Product Description		
379.N.SE	379D.SE	Push Bar with Mortice Panic Nightlatch	Up to 60 minutes	N/A
379M.N.SE		Push Bar with Mortice Nightlatch for use with Steel Doors	N/A	Up to 240 minutes
389.SE		Push Pad Emergency Exit with Mortice Nightlatch	Up to 60 minutes	N/A
389M.SE		Push Pad Emergency Exit with Mortice Nightlatch for use with Steel Doors	N/A	Up to 240 minutes
OAD				
1413.KE.SE		Outside Access Device with Knob	Up to 60 minutes	Up to 120 or 240 minutes
1413.LE.SE		Outside Access Device with Lever	Up to 60 minutes	Up to 120 or 240 minutes
1413.LE.SE.RO		ROBUST - Outside Access Device	N/A	Up to 120 or 240 minutes
1413.KE.SE.RO		ROBUST - Outside Access Device	N/A	Up to 120 or 240 minutes

EWC-QU-FT-733 (Issue 2)

Signed  
E014110-19



Page 2 of 12

Issued: 12<sup>th</sup> January 2017

Revised: 27<sup>th</sup> February 2025

Valid to: 10<sup>th</sup> July 2028


## CERTIFICATE No. CF5506 ALLEGION (UK) LIMITED

Table 1 - Continued			
Accessories			
<b>376/1021/SE</b>	Dogging End Box	Up to 120 minutes	Up to 240 minutes
<b>380/1011/SE</b>	Alarm End Box	Up to 120 minutes	Up to 240 minutes
<b>376/1001/SE</b>	Main Box Assembly	Up to 120 minutes	Up to 240 minutes
<b>376/1011/SE</b>	End Box Assembly	Up to 120 minutes	Up to 240 minutes
<b>378/1001/SE</b>	Latch Box Assembly	Up to 120 minutes	Up to 240 minutes
<b>370PLTM</b>	370 Series Panic Bolt Pullman fixing kit (376/372)	Up to 120 minutes	Up to 240 minutes
<b>376/413/SE</b>	Crossbar - New Oval type	Up to 120 minutes	Up to 240 minutes
<b>376/416/50</b>	End Plug	Up to 120 minutes	Up to 240 minutes
<b>376/931/SE</b>	Pullman Assembly x 1 for replacement	Up to 120 minutes	Up to 240 minutes
<b>379/931/SS</b>	Nightlatch lock case	Up to 60 minutes	Up to 240 minutes
<b>372/1001/SE</b>	Push Pad Main Box Assembly	Up to 120 minutes	Up to 240 minutes
<b>379/1001/SE</b>	Mortice latch Box Assembly	Up to 60 minutes	Up to 240 minutes
<b>379/1011/SE</b>	Push Pad Mortice latch Box Assembly	Up to 120 minutes	Up to 240 minutes
<b>378DDS/SE</b>	377 Double Door Strike Timber	Up to 60 minutes	N/A
<b>378MDS/SE</b>	377 Double Door Strike Metal	N/A	Up to 240 minutes
<b>376MDS/ZP</b>	376 Metal Door Strike	N/A	Up to 240 minutes
<b>379MDS/SE</b>	379 Metal Door Strike	N/A	Up to 240 minutes
<b>376ELTS/SE</b>	Extra Long Shoot Bolts	Up to 120 minutes	Up to 240 minutes
<b>376FFKP/ZP</b>	Flush Face Keeper Plate	Up to 120 minutes	Up to 240 minutes

3. The 379 and 389 series of morticed exit devices have 25 mm x 165 mm x 3 mm forends, a 108 mm x 75 mm x 20 mm case and steel latchbolt with a 13 mm projection. The strikeplates are 178 mm x 29 mm x 2 mm, including 70 mm high latchbolt lip, with a 46 mm high x 19 mm wide x 19 mm deep steel dust box was incorporated behind the strikeplates.
4. The exit devices are approved on the basis of:
  - i) Initial type testing to EN 1125 and EN 179 for mechanical properties
  - ii) Initial type testing to EN 1634-1 for the fire resistance performance of doorsets
  - iii) An appraisal against TS26 and TS 31
  - iv) Certification of quality management system
  - v) Inspection and surveillance of factory production control
  - vi) On-going audit testing in accordance with EN 1125: 2008 requirements and EN 179: 2008 requirements

EWC-QU-FT-733 (Issue 2)

Signed  
E014110-19



Page 3 of 12

Issued: 12<sup>th</sup> January 2017

Revised: 27<sup>th</sup> February 2025

Valid to: 10<sup>th</sup> July 2028

---

## CERTIFICATE No. CF5506 ALLEGION (UK) LIMITED

---

5. This approval relates to the use of the family of exit devices with the following door assemblies:

**Morticed Exit Devices** - Code ITT - 20 minute to 60 minute previously proven unlatched door assemblies incorporating intumescent perimeter seals and consisting of timber faced and edged leaves with timber or cellulosic cores, hung in timber or cellulosic frames.

**Surface Mounted Exit Devices\***- Code ITT - 20 minute to 120 minute previously proven unlatched door assemblies incorporating intumescent perimeter seals and consisting of timber faced and edged leaves with timber or cellulosic cores, hung in timber or cellulosic frames.

**Morticed & Surface Mounted Exit Devices\*\*** - Code MM - 20 to 240 minute previously proven unlatched door assemblies consisting of uninsulated or insulated predominantly steel leaves, hung in steel frames with or without intumescent seals.

*\*377 systems are restricted to a maximum 60 minute performance.*


*\*\* 378M.SE, 377M.SE, 1438M.SE are restricted to a maximum 120 minutes performance.*

**See Table 1 above for specific door set rating approved for each product.**

6. This approval relates to the use of the above hardware in contributing to the fire resistance performance of timber based doorsets and steel based doorsets, as defined in BS EN 1634-1:2014+A1:2018 or BS 476-22: 1987.
7. This approval is applicable only to the specified exit devices and relevant accessories when used with door assemblies of proven fire resistance (as defined by BS EN 1634-1:2014+A1:2018) which have previously been successfully tested unlatched but fitted with a CERTIFIRE approved door closer. Failure to install the device and accessories in the appropriate manner will invalidate this certificate of approval.
8. The purpose of the appraisal is only to consider the influence of fitting the proposed hardware items to a doorset, and not its ability to provide an essential latching action; it is therefore a requirement of this certificate that the doorsets to which the panic hardware is fitted shall have been previously tested unlatched in the configuration required.
9. Where these surface mounted exit devices are to be fitted to pairs of doors with rebated meeting stiles, this typically represents a more onerous condition compared with plain meeting stile details tested. It is therefore assumed the proposed doorsets have suitable test evidence for rebated meeting stiles.
10. The mortice exit devices shall only be used with doorsets which have been previously shown to be capable of providing the required fire resistance performance when tested in accordance with EN 1634-1 or BS 476: Part 22: 1987 in the proposed configuration i.e. single-leaf or double-leaf.

EWC-QU-FT-733 (Issue 2)

Signed  
E014110-19



Page 4 of 12

Issued: 12<sup>th</sup> January 2017

Revised: 27<sup>th</sup> February 2025

Valid to: 10<sup>th</sup> July 2028



---

## CERTIFICATE No. CF5506

### ALLEGION (UK) LIMITED

---

11. The exit devices shall only be used with door assemblies that are CERTIFIRE approved or have achieved the appropriate fire resistance performance when tested at a laboratory accredited to IS/IEC 17025 (under International Laboratory accreditation Cooperation (ILAC) membership), in accordance with BS 476: Part 22: 1987 and/or BS EN 1634:1 with similar or larger locks.
12. The critical aspects of the doorset construction for mortice exit devices are considered to be the material of the door frame, the leaf to frame clearance gaps and the lipping material. Attention should be paid to these details, and these should not be amended from that previously fire tested.
13. The following minimum specification for mortice exit devices shall be followed, unless the chosen doorset has evidence to the contrary with mortice locks of a similar size/specification:

30 minute ITT - Timber-based assemblies:

- i) Door frame minimum density - 450 kg/m<sup>3</sup>
- ii) Door leaves shall have a minimum thickness of 44 mm.
- iii) Lipping minimum density - 640 kg/m<sup>3</sup>.

60 minute ITT - Timber-based assemblies:

- i) Door frame minimum density - 640 kg/m<sup>3</sup>
- ii) Door leaves shall have a minimum thickness of 54 mm.
- iii) Lipping minimum density - 640 kg/m<sup>3</sup>.

Steel-based assemblies (Code MM/IMM)

- i) Door leaves shall have a minimum thickness of 44 mm for up to 240 minute applications.
- ii) No additional intumescent protection is required.

14. Where mortice exit devices are fitted to ITT timber door assemblies, The required protection will be as follows:
- i) ITT30 - This protection shall be such that the case is wrapped with 1 mm thickness of Interdens mono ammonium phosphate intumescent to all faces, 1 mm thickness of the same material is provided behind the forend, and a 1 mm thickness of the same material is provided behind the strike plate and to all sides and the base of the dust box.
  - ii) ITT60- This protection shall be such that the case is wrapped with 2 mm thickness of Interdens mono ammonium phosphate intumescent to all faces, 2 mm thickness of the same material is provided behind the forend, and a 2 mm thickness of the same material is provided behind the strike plate and to all sides and the base of the dust box.

EWC-QU-FT-733 (Issue 2)

Signed  
E014110-19

Page 5 of 12

Issued: 12<sup>th</sup> January 2017

Revised: 27<sup>th</sup> February 2025

Valid to: 10<sup>th</sup> July 2028



---

## CERTIFICATE No. CF5506

### ALLEGION (UK) LIMITED

---

Additionally, for 60 minute applications the perimeter intumescent within the frame/door edge shall by-pass the strike plate or forend by a minimum of 4.5 mm wide on each side (with the exception of the latchbolt lead where present).

*Note: Failure to install the protection will invalidate this certificate*

15. The mortice exit devices and/or latches and their associated strikeplates and keeps may only be fitted in the manner described in this certificate and subject to any limitations on the inclusion of locks/latches specified for the door leaf. This approval is applicable only to the specified locks used with door assemblies of proven fire resistance (as defined in BS EN 1634-1) and when using appropriate intumescent protection.
16. The mortice exit devices should not be fitted higher than 1100 mm from the spindle to the finished floor level of the surrounding floors.
17. Recessing for mortice exit devices and strikeplates shall result in a tight fit, allowing for any intumescent protection where required.
18. Any spindle hole through the door shall be a maximum of 16 mm diameter unless the doorset has test evidence that proves spindle holes of a greater size than this.
19. Cylinders shall only be fitted to doors which have previously been shown capable of accommodating the installation of cylinder locks without detriment to the doorset's performance.
20. The mortice locks may incorporate Euro profile cylinders as follows:
  - i) Single cylinder
  - ii) Double cylinder
  - iii) Cylinder and thumbturn
  - iv) May be manufactured from brass or steel and must not contain components with a melting point of less than 840°C.
  - v) Oval and round cylinders are not permitted.

*Note: The hole in the door face shall follow the shape of the cylinders and be as tight as possible; furthermore, the single cylinders door preparation will penetrate through only half the thickness of the door leaf)*

21. Timber doorsets shall be installed in accordance with BS 8214.
22. All door hardware is subject to the acceptance by the chosen door assembly supplier's tested, assessed or certificated scope, which generally identifies the types of hardware approved, the required specification/design based on the key materials/ maximum size (e.g. spindle hole, Outside Access Device aperture in face, etc.), and the application of any additional intumescent protection.

On this basis approval should be sought from the specific door assembly supplier to ensure compliance based on this assessed/certificated scope.

**EWC-QU-FT-733 (Issue 2)**

Signed  
E014110-19

Page 6 of 12

Issued: 12<sup>th</sup> January 2017

Revised: 27<sup>th</sup> February 2025

Valid to: 10<sup>th</sup> July 2028



---

## CERTIFICATE No. CF5506 ALLEGION (UK) LIMITED

---

23. The approval relates to on-going production. Product and/or its immediate packaging is identified with the manufacturer's name, the product name or number, the CERTIFIRE name or name and mark, together with the CERTIFIRE certificate number and application where appropriate.
24. The following table shows acceptable doorsets types and fire resistance periods for the surface mounted panic and emergency exit devices, **excluding** any Outside Exit Devices (OAD's):

Class	Approved Door Type			
	IMM	MM	ITT	ITM
FD20	✓	✓	✓	✗
FD30	✓	✓	✓	✗
FD60	✓	✓	✓	✗
FD90	✓	✓	✓*	✗
FD120	✓	✓	✓*	✗
FD240	✓**	✓**	✗	✗
E 20	✓	✓	✓	✗
EI 20	✓	✓	✓	✗
E 30	✓	✓	✓	✗
EI 30	✓	✓	✓	✗
E 60	✓	✓	✓	✗
EI 60	✓	✓	✓	✗
E 90	✓	✓	✓*	✗
EI 90	✓	✓	✓*	✗
E 120	✓	✓	✓*	✗
EI 120	✓	✓	✓*	✗
E 240	✓**	✓**	✗	✗
EI 240	✓**	✓**	✗	✗

**Key:**

- ✓ - Approved
- ✗ - Not approved
- ✓\* - 377 systems are restricted to a maximum 60 minute performance
- ✓\*\* - 378M.SE, 377M.SE & 1438M.SE are restricted to a maximum 120 minute performance.

EWC-QU-FT-733 (Issue 2)

Signed  
E014110-19

Page 7 of 12

Issued: 12<sup>th</sup> January 2017

Revised: 27<sup>th</sup> February 2025

Valid to: 10<sup>th</sup> July 2028

## CERTIFICATE No. CF5506 ALLEGION (UK) LIMITED

25. The following table shows acceptable doorsets types and fire resistance periods for the surface mounted panic and emergency exit devices, **including** Outside Exit Devices (OAD's):

Class	Approved Door Type			
	IMM	MM	ITT	ITM
FD20	✓	✓	✓	✗
FD30	✓	✓	✓	✗
FD60	✓	✓	✓	✗
FD90	✓	✓	✗	✗
FD120	✓	✓	✗	✗
FD240	✓**	✓**	✗	✗
E 20	✓	✓	✓	✗
EI 20	✓	✓	✓	✗
E 30	✓	✓	✓	✗
EI 30	✓	✓	✓	✗
E 60	✓	✓	✓	✗
EI 60	✓	✓	✓	✗
E 90	✓	✓	✗	✗
EI 90	✓	✓	✗	✗
E 120	✓	✓	✗	✗
EI 120	✓	✓	✗	✗
E 240	✓**	✓**	✗	✗
EI 240	✓**	✓**	✗	✗

**Key:**

- ✓ - Approved
- ✗ - Not approved
- ✓\*\* - 378M.SE, 377M.SE & 1438M.SE are restricted to a maximum 120 minute performance.



## CERTIFICATE No. CF5506 ALLEGION (UK) LIMITED

26. The following table shows acceptable doorsets types and fire resistance periods for the **mortice exit devices, excluding** Outside Exit Devices (OAD's):

Class	Approved Door Type			
	IMM	MM	ITT	ITM
FD20	✓	✓	✓	✗
FD30	✓	✓	✓	✗
FD60	✓	✓	✓	✗
FD90	✓	✓	✗	✗
FD120	✓	✓	✗	✗
FD240	✓	✓	✗	✗
E 20	✓	✓	✓	✗
EI 20	✓	✓	✓	✗
E 30	✓	✓	✓	✗
EI 30	✓	✓	✓	✗
E 60	✓	✓	✓	✗
EI 60	✓	✓	✓	✗
E 90	✓	✓	✗	✗
EI 90	✓	✓	✗	✗
E 120	✓	✓	✗	✗
EI 120	✓	✓	✗	✗
E 240	✓	✓	✗	✗
EI 240	✓	✓	✗	✗

**Key:**

- ✓ - Approved
- ✗ - Not approved



---

## CERTIFICATE No. CF5506 ALLEGION (UK) LIMITED

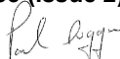
---

27. The following table shows acceptable doorsets types and fire resistance periods for **mortice exit devices, including** Outside Exit Devices (OAD's):

Class	Approved Door Type			
	IMM	MM	ITT	ITM
FD20	✓	✓	✓	✗
FD30	✓	✓	✓	✗
FD60	✓	✓	✓	✗
FD90	✓	✓	✗	✗
FD120	✓	✓	✗	✗
FD240	✓	✓	✗	✗
E 20	✓	✓	✓	✗
EI 20	✓	✓	✓	✗
E 30	✓	✓	✓	✗
EI 30	✓	✓	✓	✗
E 60	✓	✓	✓	✗
EI 60	✓	✓	✓	✗
E 90	✓	✓	✗	✗
EI 90	✓	✓	✗	✗
E 120	✓	✓	✗	✗
EI 120	✓	✓	✗	✗
E 240	✓	✓	✗	✗
EI 240	✓	✓	✗	✗

**Key:**

- ✓ - Approved
- ✗ - Not approved

EWC-QU-FT-733 (Issue 2)  
Signed  
E014110-19 

Page 10 of 12

Issued: 12<sup>th</sup> January 2017  
Revised: 27<sup>th</sup> February 2025  
Valid to: 10<sup>th</sup> July 2028

---

## CERTIFICATE No. CF5506 ALLEGION (UK) LIMITED

---

28. Doors are categorised as the following types:

**Code ITT** - 20 minute to 120 minute doorsets or door assemblies incorporating intumescent perimeter seals and consisting of timber faced and edged leaves with timber or cellulosic cores, hung in timber or cellulosic frames.

**Code ITM** - 20 minute to 120 minute doorsets or door assemblies door assemblies incorporating intumescent perimeter seals and consisting of timber faced and edged leaves with timber or cellulosic cores, hung in steel frames.

**Code MM** - 20 to 240 minute doorsets or door assemblies consisting of uninsulated or insulated predominantly steel leaves, hung in steel frames without intumescent seals.

**Code IMM** - 20 to 240 minute doorsets or door assemblies consisting of uninsulated or insulated predominantly steel leaves, hung in steel frames with intumescent seals.

### Scope of Approval:

- The panic hardware may not be fitted to timber doorsets without perimeter intumescent fire seals within the frame rebate or edge of the door leaf.
- ITT door leaves shall have solid lignocellulosic construction in the lock area encompassing the entire lock case.
- This approval relates to the following items in the Allegion Hardware Panic and Emergency Exit Devices and associated accessories identified in Table 1

### Classification codes

The approval provides the following classifications:

376, 377, 378 and 379 series (push bar to EN1125):

3	7	6	B	1	3	2	2	A	A
---	---	---	---	---	---	---	---	---	---

372, 389 and 1438 series (push pad to EN179):

3	7	6	B	1	3	4	2	B	A
---	---	---	---	---	---	---	---	---	---

EWC-QU-FT-733 (Issue 2)

Signed

E014110-19

Page 11 of 12

Issued: 12<sup>th</sup> January 2017

Revised: 27<sup>th</sup> February 2025

Valid to: 10<sup>th</sup> July 2028



---

**CERTIFICATE No. CF5506  
ALLEGION (UK) LIMITED**

---

**Further Information**

Further information regarding the details contained in this data sheet may be obtained from Allegion (UK) Limited (Tel: +44 (0) 121 380 2400).

Further information regarding CERTIFIRE certification and other approved products can be obtained from CERTIFIRE (Tel: 01925 646777).

**EWC-QU-FT-733 (Issue 2)**

**Signed  
E014110-19**

**Page 12 of 12**

**Issued: 12<sup>th</sup> January 2017**

**Revised: 27<sup>th</sup> February 2025**

**Valid to: 10<sup>th</sup> July 2028**