

More information to help with door closer selection is available on our web page

### Low To Medium Usage

All Closers Suitable for Fire & Non-Fire Doors



#### Briton 121CE

Fixed overhead closer

TESTED & CERTIFIED TO EN 1154

- Power size EN 3
- Certified for Door mount pull, Transom mount push and Parallel arm push door applications.
- Adjustable closing speed & latch action (Fig. 66 no latch action adjustment - not UKCA/CE marked)
- Suitable for doors up to 950mm & 60kg



#### Briton 131

Template adjustable overhead closer

TESTED & CERTIFIED TO EN 1154

- Power size EN 2-4 in regular fixing
- Certified for Door mount pull and Parallel arm push (power size EN 3) door applications
- Transom mount push side door application for non-fire doors
- Adjustable closing speed & latch action (Fig. 66 no latch action adjustment - not UKCA/CE marked)
- For doors up to 1100mm & 80kg



#### Briton 1110

Template adjustable overhead closer

TESTED & CERTIFIED TO EN 1154

- Power size EN 2-4
- Certified for Door mount pull, Transom mount push and Parallel arm push (power size EN 3) door applications
- Adjustable closing speed & latch action (Fig. 66 no latch action adjustment - not UKCA/CE marked)
- Suitable for doors up to 1100mm & 80kg



#### Briton 2003

Fixed overhead closer

TESTED & CERTIFIED TO EN 1154

- Power size EN 3
- Certified for Door mount pull, Transom mount push and Parallel arm push door applications
- Adjustable closing speed & latch action (Fig. 66 no latch action adjustment - not UKCA/CE marked)
- For doors up to 950mm & 60kg



#### Briton 1120B

Spring adjustable overhead closer

TESTED & CERTIFIED TO EN 1154

- Power size EN 2-4
- Certified for Door mount pull, Transom mount push and Parallel arm push (power size EN 3-4) door applications
- Adjustable closing speed & latch action (Fig. 66 no latch action adjustment - not UKCA/CE marked)
- Certified adjustable backcheck in all applications
- For doors up to 1100mm & 80kg



#### Briton 2300

Spring adjustable cam action track closer

TESTED & CERTIFIED TO EN 1154

- Power size EN 2-4
- Door mount pull side / Transom mount push side mounting (2320B) and Door mount push side / Transom mount pull side mounting (2321B)
- Certified adjustable backcheck in all door mount applications
- Optional hold-open function (Not suitable for fire doors)



### High Usage

All Closers Suitable for Fire & Non-Fire Doors



#### Briton 2003V

Spring adjustable overhead closer

TESTED & CERTIFIED TO EN 1154

- Power size EN 2-4
- Certified for Door mount pull, Transom mount push and Parallel arm push (power size EN 1-3) door applications
- Adjustable closing speed & latch action
- Certified adjustable backcheck in all applications
- For doors up to 1100mm & 80kg



#### Briton 2700

Spring adjustable cam action track closer

TESTED & CERTIFIED TO EN 1154

- Power size EN 2-5
- Door mount pull side / Transom mount push side mounting (2720B) and Door mount push side / Transom mount pull side mounting (2721B)
- Adjustable closing speed and latch action
- Certified adjustable backcheck in all door mount and transom mount pull side applications
- Adjustable delayed action (excludes 2720BD transom push)
- Hold-open capability (Not suitable for fire doors)
- Power adjust dial feature for easy power adjustment
- For doors up to 1250mm & 100kg



#### Briton 1130B

Spring adjustable overhead closer

TESTED & CERTIFIED TO EN 1154

- Power size EN 2-6
- Certified for Door mount pull and Parallel arm push (power size EN 3-5) door applications
- Adjustable closing speed & latch action
- Transom mount push side door application for non-fire doors
- Certified adjustable backcheck in all applications
- For doors up to 1400mm & 120kg



#### Briton 996

Fixed electromagnetic hold-open & free-swing closer

TESTED & CERTIFIED TO EN 1154 & EN 1155

- Power sizes EN 3, EN 4 and EN 5
- Designed for use on low voltage circuits 24V DC linked to a fire alarm
- Certified for Door mount push, Transom mount push and Parallel arm door applications
- Adjustable closing speed and latch action
- Ideal for environments covered by The Equality Act legislation as doors can be safely held open or allowed to swing free
- For doors up to 1250mm & 100kg depending on power size



#### Briton 2130B

Spring adjustable overhead closer

TESTED & CERTIFIED TO EN 1154

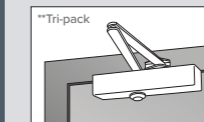
- Power size EN 2-6
- Certified for Door mount pull, Transom mount push and Parallel arm push (power size EN 1-5) door applications
- Adjustable closing speed and latch action
- Certified adjustable backcheck in all applications
- For doors up to 1400mm & 120kg



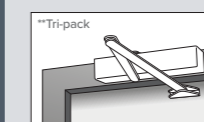
### Fixing Applications Guide

Most Briton door closers are supplied Tri-pack with the necessary brackets and fixings to enable them to be fitted in any of the applications below.

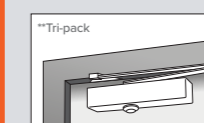
**Figure 1 Door mount pull fixing application**  
Closer body mounted on the pull side of the door.



**Figure 61 Transom mount push side**  
Closer body mounted on the transom on the push side of the door.

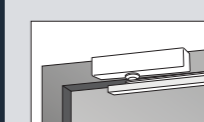
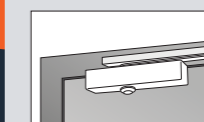


**Figure 66 Parallel fixing application**  
Closer body mounted on the push side of the door.



#### Slide track fixing

Closers with slide arm and track can also be door or transom mounted on the pull or push side of the door. Tracks can be mounted on the face or underside of the transom when mounted on the push side of the door.



### Door size chart - EN 1154

EN Closer Size	Recommended Door Sizes	
	Maximum Door Width	Maximum Door Weight
1	750mm	20kg
2	850mm	40kg
3	950mm	60kg
4	1100mm	80kg
5	1250mm	100kg
6	1400mm	120kg
7	1600mm	160kg

**IMPORTANT:** For fire door applications, power size 3 is a minimum requirement.

**!** It's important to select the right door closer for your application. For fire door usage refer to Certifiere certificates for details.

**UKCA** Marked to relevant BS EN Standards

**CE** Marked to relevant EN Standards

**certifiere** Approved

Certifiere is an independent 3rd party certification scheme that assures performance, quality, reliability and traceability of products.

Capable of meeting BS8300 Approved Document M requirements

**2HT TIMBER** **4HT STEEL** **EPD**

Fire tested to EN 1634 to achieve a rating on timber and metal doors. May be fitted to fully insulated steel based doorsets or uninsulated steel based doorsets where the closer is fitted to the fire risk face only.

ISO 14025 & EN 15804 environmental product declarations

AQUIR Accufit self-adhesive fitting template provided

**Always check certification for application accuracy.**