

Briton

370 SERIES PANIC & EMERGENCY EXIT HARDWARE

376 PANIC EXIT DEVICE WITH VERTICAL BOLTS

INTRODUCTION

The Briton 376 panic bolt is a market leader in EN 1125 standard suitable for both timber and metal door installation. This 2 point locking device is designed to satisfy the requirements for panic and emergency exit applications. Ideal for use on escape routes where personnel have not been trained in the location and operation of the building's exit devices.

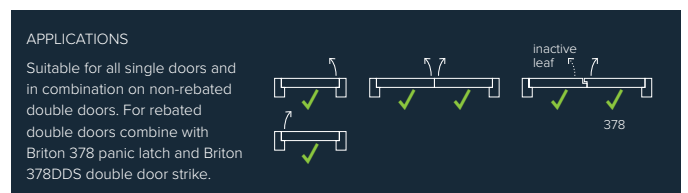
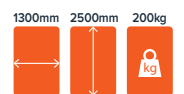
NOTE: The most important consideration when specifying panic exit hardware is who might be in the building in the event of an emergency.

FEATURES & FUNCTIONS

- For all single doors and in combination on non-rebated double doors with 376 or 379.N panic exits. For rebated double doors combine with Briton 378 panic latch and Briton 378DDS double door strike (Briton 377)
- Designed to satisfy panic or emergency exit applications
- Suitable for use on fire and smoke doors 665mm to 1300mm wide
- Site reversible - easy to hand on site
- Two-point locking for extra security
- Anti-thrust device prevents forced latch retraction
- Adjustable top & bottom shoots
- Tubular steel cross bar and shoots can be cut on-site to suit door width and height
- Tested in excess of 200,000 cycles
- All versions supplied with fixings and self-adhesive "Push Bar to Open" signage

CERTIFICATION

- UKCA Marked to EN 1125 (1121-CPR-UK-AAA7569)
- CE Marked to EN 1125 (2812-CPR-AAA0011)
- Certifire Approved (CF5506)
- Fire tested to EN 1634-1 for use on fire doors up to 2hr timber (1hr timber when used with Outside Access Devices) / 4hr steel
- Environmental Product Declaration in accordance with ISO 14025 and EN 15803
- DoP available at www.britondops.co.uk



Allegion (UK) Limited
35 Rocky Lane, Aston, Birmingham B6 5RQ
T: +44 (0) 330 8080 617
E: contactuk@allegion.com

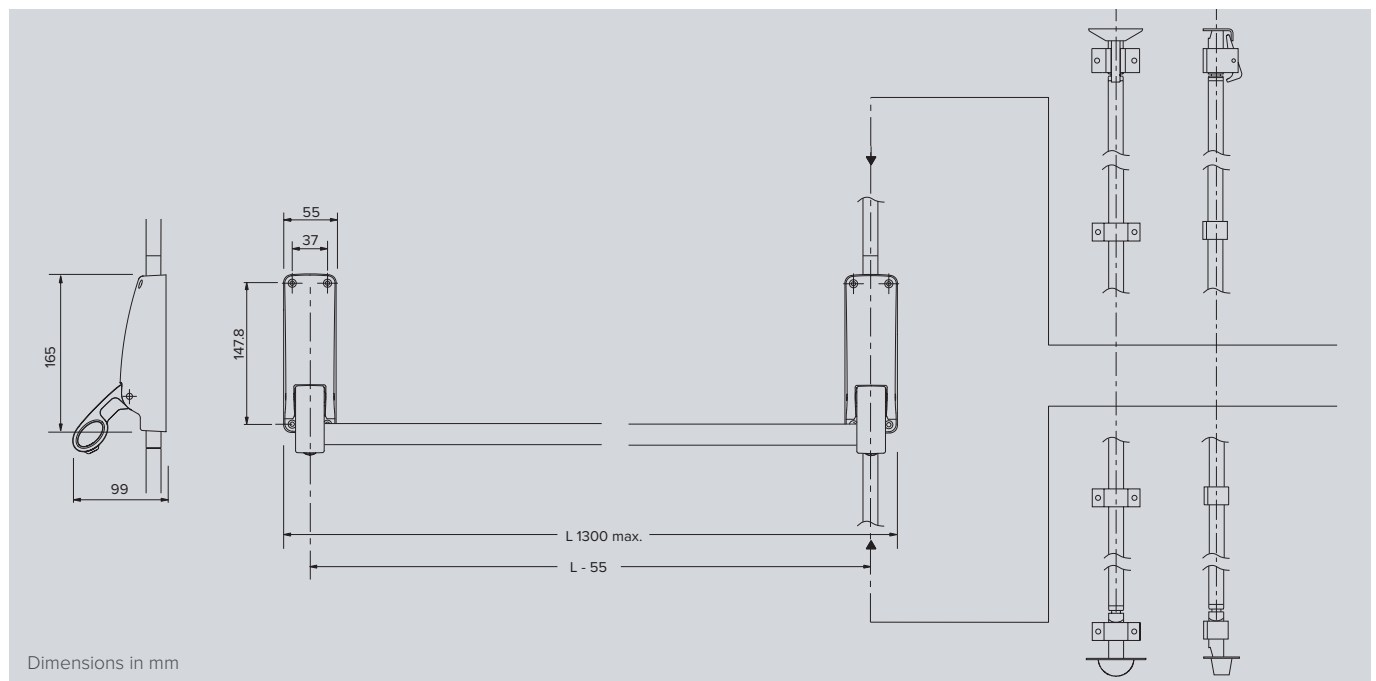

ALLEGION
www.briton.co.uk

Briton

376 PANIC EXIT DEVICE WITH VERTICAL BOLTS

PRODUCT FEATURES	PRODUCT REFERENCES	
	376	376M
UKCA & CE marked	■	■
Panic exit device to EN 1125	■	■
Emergency exit device to EN 179	■	■
Device type	Panic bolt push bar	Panic bolt push bar
Locking points	Vertical bolts	Vertical bolts
Suitable for timber or metal doors	Timber	Metal
Suitable for single doors	■	■
Suitable for double door combinations	★	★
Min. / Max. door width (per leaf)	665mm/1300mm	
Max. door height	2500mm (shoot extensions are available for taller doors - 376/ELTS)	
Push bar cut on site	■	■
Site reversible	■	■
Finishes available	SE	SE
UKCA / CE Classification	3 7 6 B 1 3 2 2 A A	3 7 6 B 1 3 2 2 A A

- Standard.
- Available as an option/variant.
- ★ Used as a pair on non rebated doors or in combination with a Briton 378 rim latch fitted to the first opening leaf of rebated double doors.



Allegion (UK) Limited
35 Rocky Lane, Aston, Birmingham B6 5RQ

T: +44 (0) 330 8080 617
E: contactuk@allegion.com


ALLEGION
www.briton.co.uk

Briton

376 PANIC EXIT DEVICE WITH VERTICAL BOLTS - ACCESSORIES

A range of additional or alternative components is available for the 370 Series of exit hardware.



376/1021 - DOGGING END BOX

Replacing the standard end box of the operating device with the dogging end box enables the bolts or latchbolt to be held in the withdrawn position to allow free passage. Suitable for panic devices only.



380/1011 - ALARM END BOX


A replacement end box incorporating a microswitch that allows standard models to be connected to a separate alarm system. Activated by movement of the push bar, it detects and alerts the user of any unauthorised activation.

*not certified for MM/IMM doorsets when used in combination with 376 panic devices.



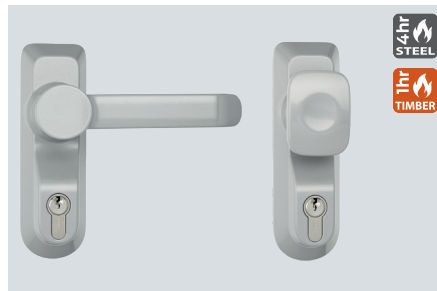
376ELTS - EXTRA LONG TOP SHOOT

Extra long top shoots are designed to be used on doors that require the push bar to be in a lower position e.g. schools. It can also be used on doors that exceed 2500mm up to 3350mm high.



376MDS - METAL DOOR STRIKE

For vertical panic bolts. Comprises 2 strike plates and 1 trip plate to activate the top tripper.



1413 - OUTSIDE ACCESS DEVICES

Provide a strong and durable means of accessing the door from the outside. Lever and knob operated versions available.



9260 - DIGITAL CODE LOCK

An easy to fit light duty mechanical push button lock with lever operation. Suitable for low traffic applications on internal and external doors.



378DDS - DOUBLE DOOR STRIKE

For use on double rebated doors with a rim panic latch on the first opening leaf and a vertical bolt on the second opening leaf.



376FFKP - FLUSH FACE KEEPER PLATE

For flush fitting doors and frames a surface mounted flush face keeper plate can be used to secure the bolt.



370PLTM - PULLMAN LATCHES

Pullman latches offer increased security and provide a smooth latching action, a quiet alternative to the traditional top trip catch.

Pullman Fixing Kits supplied separately to upgrade existing installations.

Allegion (UK) Limited

35 Rocky Lane, Aston, Birmingham B6 5RQ

T: +44 (0) 330 8080 617

E: contactuk@allegion.com

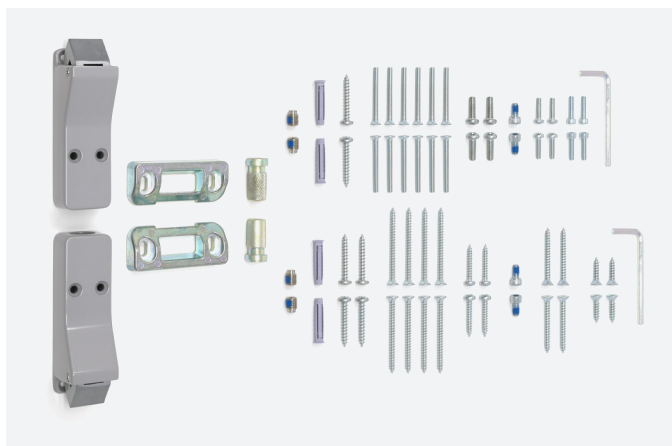


ALLEGION

www.briton.co.uk


Briton

376 PANIC EXIT DEVICE WITH VERTICAL BOLTS - FIXING KITS



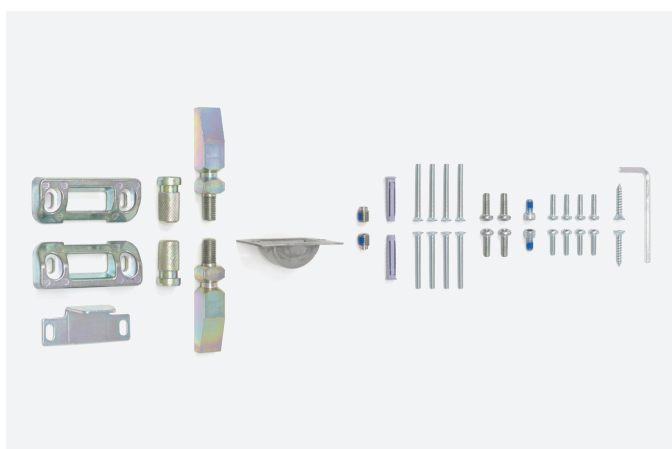
370PLTM - PULLMAN FIXING KIT

Pullman fixing kit for timber and metal doors.



370PT - PANIC BOLT FIXING KIT

Panic bolt fixing kit for timber doors.



370PM - PANIC BOLT FIXING KIT

Panic bolt fixing kit for metal doors.

All Briton exit devices are supplied with self-tapping screws suitable for timber and metal doorsets.

For customers who prefer machine screws, alternative fixing packs are available.

Briton

376 PANIC EXIT DEVICE WITH VERTICAL BOLTS - INSTALLATION AND MAINTENANCE

Panic and emergency exit hardware play a vital role in a building's escape route and it is important that these devices are installed, inspected and maintained regularly to ensure safety at all times.

Exit hardware

All panic hardware installation will be operated by a horizontal "Push bar" or "Touch bar" which runs across the width of the door. The operating bar will be used to operate anything from a single rim latch to multipoint side or top/bottom latches.

Top and bottom latches on Briton 370 panic exit hardware are operated by solid rods which are connected to the operating bar.

INSTALLATION

Comprehensive installation instructions are provided with all Briton 370 Series exit devices. To maximise the efficiency and life cycle of these products it is important to follow the installation guidance carefully to achieve an accurate installation. To meet the European standard, the door and frame must be in a good condition, correctly hung and not distorted. We recommend verifying the door construction before installation to ensure it allows for the use of the device.

MAINTENANCE AND CHECKING FUNCTION

In view of the important role the panic and emergency exit device plays in maintaining the safety and security of your building and its occupants, it is recommended that routine maintenance checks are carried out at intervals of not more than 1 month by the occupier or their approved representative.

Types of maintenance

Much of the routine maintenance recommended consists of a combination of visual and mechanical checks, cleaning and lubrication. Look out for the icons opposite which provide a 'quick glance' reminder of the maintenance required.

Visual checks

Primarily making a visual check on the product and surrounding door/frame looking for wear, damage, and general condition.



Functional checks

Consists of checking that the product operates properly without any binding or undue force required. Check that any seals or weatherstripping do not inhibit correct operation of the door.



Check fixings

Fixings need to be checked regularly and tightened when necessary. Check that no projection of fixings prevents the door from swinging freely.



Lubricating

Some products will benefit from periodic lubrication using a light machine oil or as instructed.



Cleaning

Build up of grease, dust and harmful chemicals should be removed to prevent corrosion and maintain the product finish.



Briton

376 PANIC EXIT DEVICE WITH VERTICAL BOLTS - EXIT HARDWARE MAINTENANCE



MONTHLY CHECKS

Briton panic exit devices must be fitted to comply with the requirements of EN 1125 which states that the device should be easily operated by hand or body pressure in a panic situation. We suggest the following checks be made on all panic and emergency exit hardware:

- Inspect and operate the device to ensure all the components are in satisfactory working condition and operate as follows:
 1. After being pushed the 'Push bar' or 'Push Pad' should return automatically to its initial position.
 2. When pushed from the end casing side (hinge side of door) the latchbolt(s) should completely withdraw from their strikers as if it were pushed from the main casing side.
IMMEDIATE EXIT MUST BE PERMITTED.
 3. With the door closed, the latchbolts should be fully engaged into their strikers. They should not withdraw if pushed but should only withdraw if operated by the 'Push bar'.
 4. If necessary upper and lower pullman latches can be adjusted to ensure the accuracy of latching.
- Inspect strikers and ensure they are clean and free from obstruction.
- Ensure the door closes fully into the frame and there are no obstructions.
- Check that the door has not become distorted in any way. If the door does not meet the frame stops and cannot be pulled in by the door closer the door may need to be replaced.
- Check that the door hinges are operating smoothly and lubricate if necessary.
- Check that the latches are operating freely. If necessary remove the end box covers and/or pullman latch covers and lubricate if necessary.
- Check that all fixings are tight.

To assist in keeping these products fully operational spare part kits are available.

If problems persist and for some reason the panic device does not operate properly, consult your approved supplier or contact the Allegion Customer Care Team on 0330 8080 617

